

Additions and Corrections

Total Synthesis of Antitumor Agent AT-125, (α S,5S)- α -Amino-3-chloro-4,5-dihydro-5-isoxazoleacetic Acid [*J. Am. Chem. Soc.* **1981**, *103*, 942–943]. JACK E. BALDWIN,* LAWRENCE I. KRUSE, and JIN-KUN CHA.

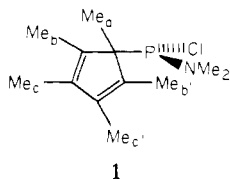
Page 942, second column, 19 lines down: The following sentence is in error—"Coupling of dehydroglutamic acid **10**^{8f} (mp 110–112 °C) with hydroxylamine **13** (via the *N*-hydroxysuccinimide ester), followed by removal (anhydrous KF in EtOH) of the substituted silyl group gave the crystalline hydroxamic acid **11**^{8g} ($R^4 = \text{PNB}$, $R^5 = \text{NB}$), mp 147–148 °C (50–60% from **10**), which was quantitatively cyclized with aqueous NaHCO_3 to a 1:1 mixture of *erythro*- and *threo*-**12** ($R^4 = \text{PNB}$, $R^5 = \text{Nb}$)".

The compounds referred to here should have $R^4 = \text{PMB}$, $R^5 = \text{NB}$, where PMB = *p*-methoxybenzyl.

Pentamethylcyclopentadienyl-Substituted Phosphorus and Arsenic Cations: Evidence for Multihapto Bonding between Group 5A Elements and Carbocyclic Ligands [*J. Am. Chem. Soc.* **1981**, *103*, 5572]. S. G. BAXTER, A. H. COWLEY,* and S. K. MEHROTRA.

Page 5572: The 200-MHz ^1H NMR data for compound **1** at -40 °C should be assigned as follows:

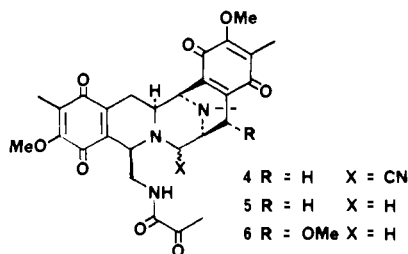
Me_a (d, 3 H, δ 1.37, $J_{\text{PCCH}_3} = 6.65$ Hz), $\text{Me}_{b,b'}$ (s, 3 H, δ 1.76; s, 3 H, δ 1.79), $\text{Me}_{c,c'}$ (s, 6 H, δ 1.83).



These assignments are based on $^1\text{H}\{^{31}\text{P}\}$ double-resonance experiments.

Antimicrobial Metabolites of the Sponge *Reniera* sp. [*J. Am. Chem. Soc.* **1982**, *104*, 265]. JAMES M. FRINCKE and D. JOHN FAULKNER.*

Page 265: The stereochemistry of the saframycins (**4**–**6**) was drawn incorrectly. The correct structure is shown here.



Page 267, right column, line 4: This statement is incorrect and should be corrected to read—The ring system of renieramycin A (**11**) was identical with that of the saframycins (**4**–**6**) and the relative stereochemistry differs only at the point of attachment of the side chain.

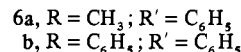
Studies of Hydrogen-Bonded 5'-Guanosine Monophosphate Self-Associates Using Low-Frequency Raman Scattering [*J. Am. Chem. Soc.* **1982**, *104*, 1991–1995]. O. FAURSKOV NIELSEN,* P.-A. LUND, and STEFFEN B. PETERSEN.

Page 1991, line 2 in the abstract: The phrase "in the gel state" should be corrected to "in aqueous solution and of the sodium salt in the gel state".

Page 1992, right column, lines 4–6: These lines should read—"...transparencies were too low. Gels of the potassium salt could not be prepared because precipitation occurred at temperatures above ca. 50 °C".

Reactions of Bi(cyclophosphazenes) with Sodium Alkoxides or Aryl Oxides [*J. Am. Chem. Soc.* **1982**, *104*, 2482]. HARRY R. ALLCOCK,* MARK S. CONNOLLY, and PAUL J. HARRIS.

Page 2483: The organobi(cyclophosphazenes) (**6**) in Scheme I should be labeled



The Use of "Enantiopolar" Directions in Centrosymmetric Crystals for Direct Assignment of Absolute Configuration of Chiral Molecules: Application of the System Serine/Threonine [*J. Am. Chem. Soc.* **1982**, *104*, 2075]. L. ADDADI,* Z. BERKOVITCH-YELLIN,* I. WEISSBUCH,* M. LAHAV,* L. LEISEROWITZ,* and S. WEINSTEIN.*

Page 2075, line 12 from the bottom in the second column: The following should be added to this line—We specify these directions which are polar with respect to each enantiomer as "enantiopolar".

End-to-End Cyclization of Hydrocarbon Chains. Photochemical and Computer Simulation Studies [*J. Am. Chem. Soc.* **1981**, *103*, 4941–4943]. ANDREW MAR, SIMON FRASER, and MITCHELL A. WINNIK.*

Page 4943, final paragraph, line 6: The sentence beginning on this line and continuing on the following line should read—The $k_q^{(2)}$ value of $6.2 \times 10^6 \text{ M}^{-1} \text{ s}^{-1}$ for this reaction is 2000 times smaller than that for a diffusion controlled reaction. . .